



MOBILAIR® M210 / M235

Portable Compressor

With the world-renowned SIGMA PROFILE

Flow rate 18.0 to 23.3 m³/min (640 – 825 cfm)

MOBILAIR M210 / M235

The powerful combination of the highly efficient KAESER SIGMA PROFILE rotary screw airend and an energy-saving drive engine provides impressive performance and fuel efficiency. The M210 features a 146kW CATERPILLAR engine, whilst the M235 is equipped with a 201kW CUMMINS engine.

The MOBILAIR M210 and M235 are designed for continuous building site operation under the toughest of weather conditions and can be specifically tailored to meet the needs of the task at hand. Thanks to the wide range of optional compressed air treatment components, they deliver compressed air at the required quality at all times.

Flexible application

The building site chassis with steerable axle and foldable tow bar, combined with the parking brake, ensures secure, space-saving positioning of the compressor. Also on board are a recessed lifting eye and fork-lift pockets. For stationary applications, the M210 and M235 can be supplied as a skid-mounted version or with machine mounts.

Equipped for tough conditions

The MOBILAIR M210/M235 dependably delivers the required compressed air at all times – even under extreme operating conditions and ambient temperatures up to 50°C. Electronically-controlled engine start-up and the ability to switch over manually from idling to full load operation with the SIGMA CONTROL SMART ensures a reliable, gentle start when operating the unit in cold ambient conditions (M235 for altitudes up to 3000m above sea level). The standard units are equipped with components rated for cold starts down to -10°C; versions for lower ambient temperatures are also available.

Compact body

The enclosure components ensure long-term corrosion protection and value retention thanks to high quality zinc priming and tough powder coating, optionally available in custom colours. For optimum maintenance friendliness, the large enclosure doors provide easy access to the well-designed interior. Service and maintenance work can therefore be carried out quickly and effectively, thereby ensuring maximum efficiency and compressed air availability.

Made In Germany

The many MOBILAIR portable compressor product lines are manufactured at KAESER's headquarters located in Coburg, Northern Bavaria. Equipped with the very latest technology, the recently modernised portable compressor plant includes a TÜV (German Technical Inspection Agency) certified sound testing area for free-field sound level measurement, a complete powder-coating facility and efficient manufacturing logistics.



SIGMA PROFILE airend

At the heart of every MOBILAIR system lies a premium quality airend featuring KAESER's SIGMA PROFILE rotors. The airend's optimised flow characteristics enable it to deliver more air for less energy. Power is transmitted from the engine via a gear transmission. Moreover, the low airend speed further enhances efficiency and also extends service life.

Efficient and durable





Cooled compressed air

The compressed air is cooled to 7 °C above ambient temperature. Installed at an angle, the compressed air aftercooler ensures frost-proof performance even at the coldest times of the year. The condensate is dependably removed via a flow-optimised axial centrifugal separator and is subsequently evaporated with the environmentally friendly use of hot exhaust gases from the engine.



Technically oil-free compressed air

A microfilter combination can be configured for applications requiring technically oil-free compressed air, e.g. for line flushing or concrete remediation.

(Please refer to the compressed air treatment table on page 6)

Efficient KAESER quality – in every detail



Simple to operate

The SIGMA CONTROL SMART controller assures exceptionally intuitive operation, since the compressor can be operated with just three buttons. Furthermore, the monitoring system can automatically shut the compressor down if necessary or report required maintenance. The control panel is protected by a durable metal cover.



Safety air filters as standard

Optimised design and separate air filters, including the safety element for the engine and compressor, considerably enhance reliability and service life. The filters can be changed on-site quickly and easily as required.



Impressive performance

When filled, the fuel tank has sufficient capacity to last an entire work shift. For ease of operation, the fuel level can be seen at a glance via the analogue fuel gauge; an automatic shut-down feature is activated when the fuel level is too low. A pre-warning from the SIGMA CONTROL SMART provides additional peace of mind. A stainless steel tank is optionally available instead of the transparent plastic tanks.



Safe workplace

The ease of access for setting the powerful parking brake and the fold-up tow bar permit safe and space-saving compressor set-up or storage.

Available equipment

Pressure variants

According to requirement, various versions with working pressures from 7 to 10 bar are available for the M210, and from 8.6 to 14 bar for the M235. Pressure can be easily adjusted in steps of 0.5 bar down to 6 bar using the SIGMA CONTROL SMART's arrow keys to adapt to the specific work process. The pressure adjustment feature can also be electronically disabled to prevent unauthorised adjustment of settings.

Industrie 4.0 @ MOBILAIR

The MOBILAIR Fleet Management online tool provides operators with a wide range of data including working pressure, fuel tank fill level, service alerts, location and machine duty cycle. The system optimises service processes, for example by sending information regarding causes of faults and early notification of scheduled maintenance measures.



Suitable for refinery use

A certified spark arrester is available for refinery applications. In addition, the engine shut-off valve automatically shuts down the unit upon intake of combustible gases to ensure maximum safety.

Compressed air treatment variants







Technical specifications

Model	Compressor				6-cylinder diesel engine (water-cooled)				Complete system		
	Flow rate		Working pressure		Make	Type	Engine rated power	Speed at full load	Fuel tank capacity	Operational weight	Compressed air outlet
	m ³ /min	cfm	bar	PSI							
M210	21.2 19.7 18.0	750 700 640	7 8.6 10	100 125 145	Caterpillar	C6.6 ACERT	146	1950	420	3220	1 x G2; 3 x G¾ or 2 x G2; 1 x G¾
M235	23.3 22.6 19.8 18.1	825 800 700 640	8.6 10 12 14	125 145 175 200	Cummins	QSB 6.7	201	2000	420	3140	1 x G2; 3 x G¾ or 2 x G2; 1 x G¾

¹⁾ Weight specifications for standard system without compressed air treatment

Dimensions

<p>Version: Height adjustable</p>	 <p>5210</p>	 <p>1770</p> <p>2190</p>
<p>Version: Skid-mounted</p>	 <p>3880</p>	 <p>1770</p> <p>1785</p>
<p>Version: Stationary</p>	 <p>3685</p>	 <p>1770</p> <p>1845</p>

The world is our home

As one of the world's largest compressed air system providers and compressor manufacturers, KAESER KOMPRESSOREN is represented throughout the world by a comprehensive network of branches, subsidiary companies and authorised partners in over 100 countries.

With innovative products and services, KAESER KOMPRESSOREN's experienced consultants and engineers help customers to enhance their competitive edge by working in close partnership to develop progressive system concepts that continuously push the boundaries of performance and compressed air efficiency.

Moreover, the decades of knowledge and expertise from this industry-leading system provider are made available to each and every customer via the KAESER group's global computer network.

These advantages, coupled with KAESER's worldwide service organisation, ensure that every product operates at the peak of its performance at all times and provides maximum availability.



TEL : 0800 002 056

95 Katere Road, New Plymouth
2/355 Kahikatea Drive, Hamilton

www.pacepower.co.nz