

KEY FACTS

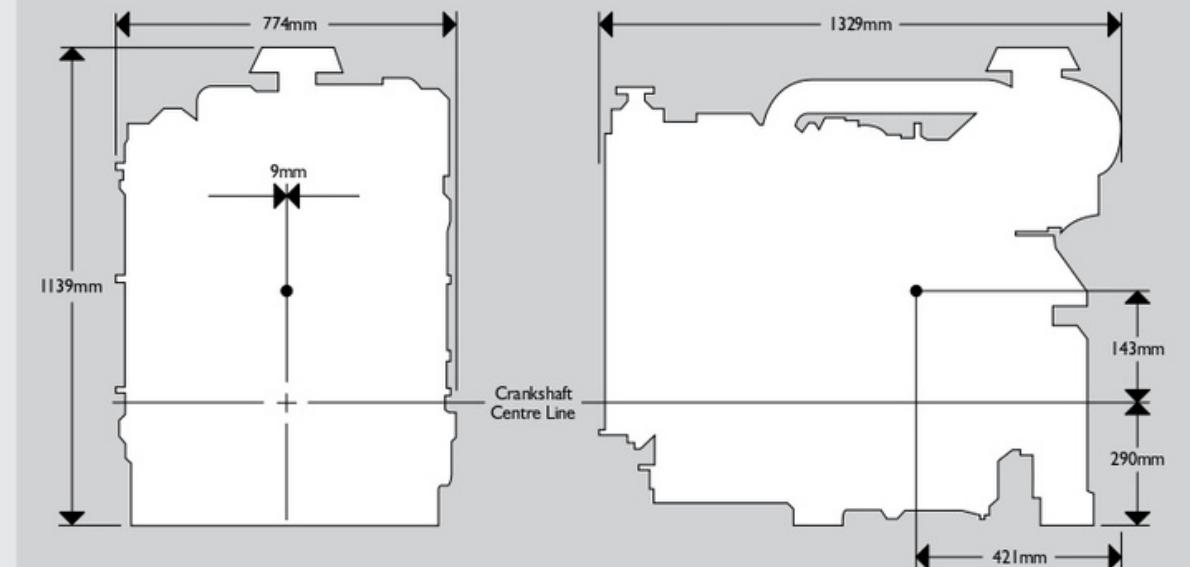
Heavy duty engine with common customer installation interface points across the product family

Supported by Global Distributor and Dealer Network

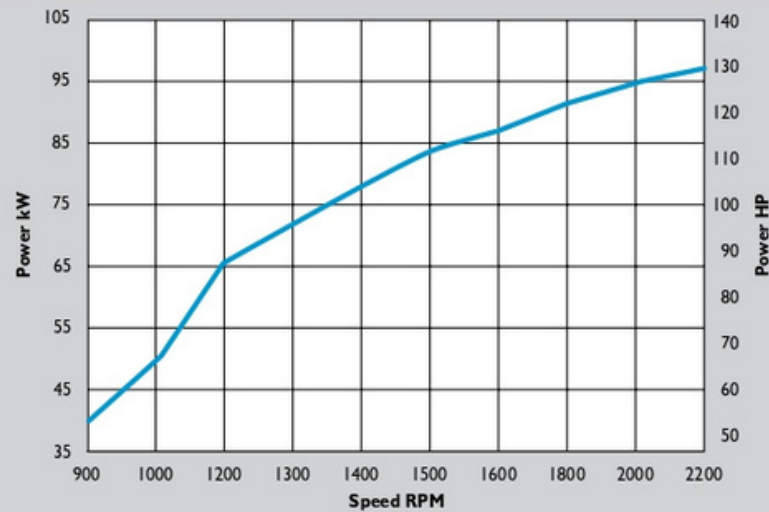
GENERAL TECHNICAL DATA

Model		TCAE-97
Maximum rating (gross intermittent)	kW (hp)	97 (108)
Thermodynamic cycle		Diesel 4 stroke
Aspiration		TCAE
Arrangement		In-line 4 cylinder IPU
Emissions level		Stage IIIA / Tier 3
Bore	mm (in)	103 (4.1)
Stroke	mm (in)	132 (5.2)
Total displacement	cm ³ (in ³)	4399 (269)
Valves per cylinder		4
Injection system		Common Rail
Cooling		Liquid
Direction of rotation (viewed from crank nose)		Clockwise
Dry weight	kg (lbs)	600 (1323)
Rated speed	rpm	2200
Peak torque	Nm (lb-ft)	532 (392)
Peak torque speed	rpm	1500
Maximum no load governed speed	rpm	2370
Nominal idling speed	rpm	850
Minimum starting temperature without auxiliaries	°C (°F)	-12 (10.4)
Gradability - continuous	degrees	35
Gradability - intermittent	degrees	45

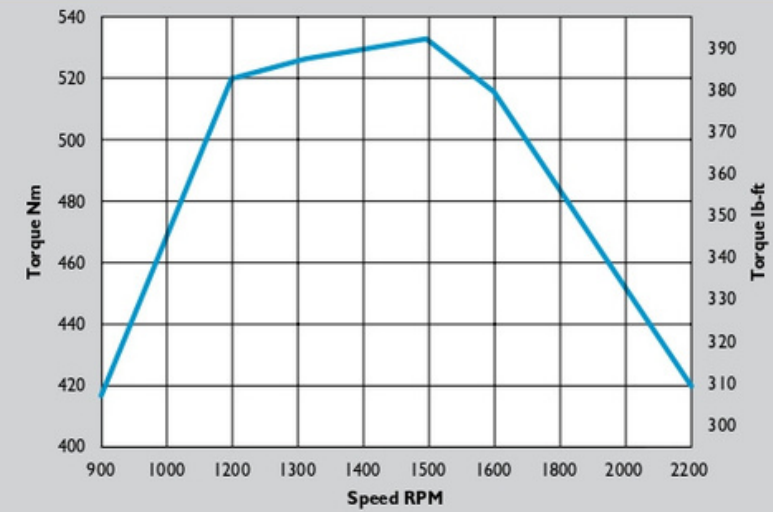
*As per ISO14396


DIMENSIONS


POWER CURVE



TORQUE CURVE



STANDARD CONFIGURATION

Flywheel housing		SAE3
Intake manifold location		Left hand forward*
Exhaust manifold / turbocharger location		Right hand rearward*
Turbocharger		Wastegate controlled
Fan drive ratios		0.85, 1.1, 1.16, 1.25:1
Distance between fan - crankshaft centres	mm (in)	262 (10.3)
Fuel filter		Engine mounted
Fuel lift pump		Pre-filter with primary pump & W/F sensor
Oil filter		Single, vertical - LHS*
Oil sump		Pressed steel
Breather system		Open
Oil cooler		LHS*
Oil filler position		Top and left hand side*
Starter motor		12V, 4.2kW/24V, 4kW
Alternator		12/24V, 55A or 100A
Power Take-off: Heavy Duty		60kW, 205Nm, 1.268:1 RHS
Power Take-off: Light Duty		15kW, 40Nm, 1.625:1 LHS
Finish		Lacquered

*Orientation from flywheel.

OPTIONS

Extensive range of configuration options available - contact local JCB Power Systems distributor, or JCB Power Systems sales and applications department for availability and configuration options.

For more information on purchasing a JCB engine or configuration of a bespoke product for your requirements contact a JCB Power Systems distributor.



TEL : 0800 002 056

95 Katere Road, New Plymouth
2/355 Kahikatea Drive, Hamilton
www.pacepower.co.nz